



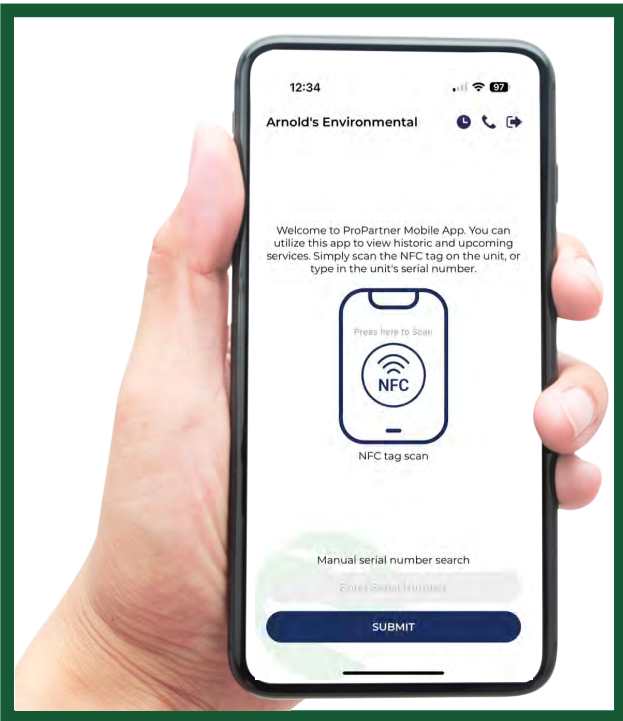
**ARNOLD'S ENVIRONMENTAL SERVICES INC.**

262.675.2497

www.arnoldsenvironmental.com

# ProPartner

## service history app



### Experience the Ease of NFC Technology

Welcome to the future of convenience and transparency with the ARNOLDS Customer App! We are excited to introduce a revolutionary way for our valued customers to access service history records for portable restrooms: NFC scanning.

### What is NFC Scanning?

NFC (Near Field Communication) scanning is a cutting-edge technology that allows your smartphone to communicate with objects, like the NFC tag inside our portable restrooms, by simply holding it close to the tag.

### Why use the ProPartner App?

**Efficiency:** Quickly access the information you need without any hassle from anywhere.

**Transparency:** Keep track of the cleanliness and maintenance schedule of your portable restrooms with ease.

**Convenience:** No more service log stickers inside the units. All records are now available digitally and accessible 24/7!

## Say Goodbye to Stickers!



As we transition to the ProPartner app, we will be phasing out the traditional Service Record stickers you have come to rely upon that were inside our units. Moving forward, all service history records will be available on the ProPartner app and the online Customer Portal.

Active site records will be available on the app 24/7 from anywhere - you don't have to be on site to view your service history anymore!

Inactive history will always be available on the Customer Portal.

This change is part of our commitment to providing you with the best possible service experience and adopting more environmentally friendly practices.



# Get Started Today!

**1. Download the App:** Search for "ProPartner" in your app store and install it on your smartphone.

**The app looks like this:**




**2. Sign In:** Open the app and sign in using ARNOLDS as the company name.

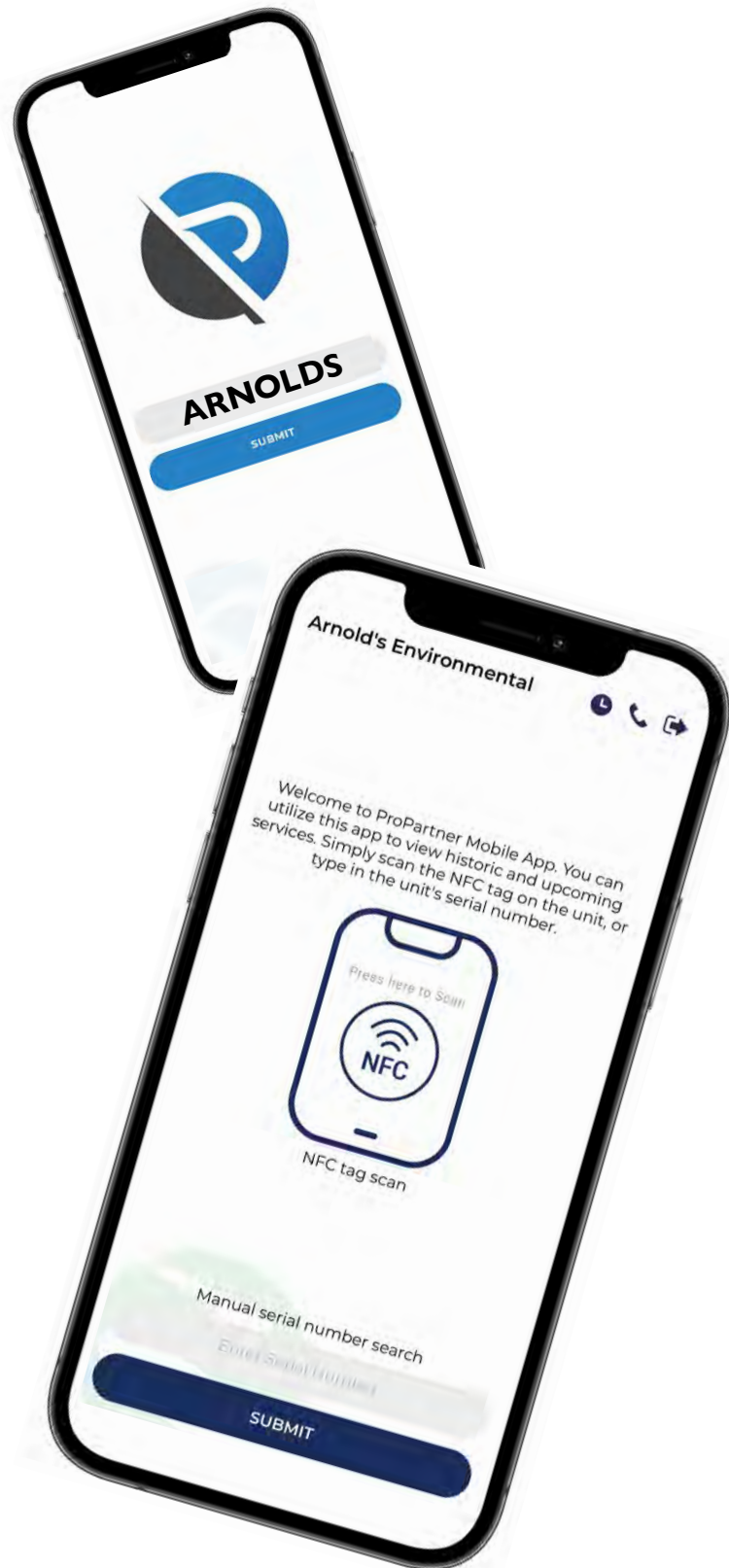
**3. NFC Scan:** Select the "NFC Scan" option from the app's main menu.

**4. Scan the Tag:** Hold the back of your phone (under the camera) up to the NFC tag, positioned inside the unit, near the top of the door on either side.

**The Tag looks like this:**



**5. View Service Records:** Instantly access the complete service history for the unit!



Download App



Enter Code



Scan Unit



See History